

Intelligent Investor Australian Equity Growth Fund

Active ETF (ASX:IIGF)

‘When you want to brag about a stock, you ought to sell it.’

— John Neff

‘You are more likely to learn something by finding surprises in your own behavior than by hearing surprising facts about people in general.’ — Daniel Kahneman

The pillars supporting the bull market cracked suddenly in late February when **Microsoft** boss Satya Nadella warned about overbuilding data centres for AI.

‘[T]here will be an overbuild. It’s not just companies deploying, countries are going to deploy capital’. Referring to data centre usage, ‘I am thrilled that I’m going to be leasing a lot of capacity in ’27, ’28. Because I look at the builds, and I’m saying, “This is fantastic.” The only thing that’s going to happen with all the compute build is the prices are going to come down.’

Nadella’s warning is a reminder that trees don’t grow to the sky. Although the banks remained stubbornly resilient after initially falling on lousy results, the share prices of many growth darlings have fallen more than 20% from their highs.

NextDC, for example, has fallen 27%, and **Goodman Group** has fallen 18% after announcing a \$4bn capital raising to fund its massive data centre expansion.

Wisetec’s share price has fallen 33% after founder Richard White seized control of the board and announced a profit downgrade, while plumbing company **Reece** has almost been cut in half and still looks expensive after a poor result reflecting higher interest rates and intense competition in the US. This is just the start.

Performance (after fees)


	1 mth	1 yr	2 yrs	3 yrs	S.I. p.a
II Australian Equity Growth Fund	-3.6%	-3.4%	2.5%	3.7%	9.0%
S&P ASX 200 Accumulation Index	-3.8%	9.9%	10.3%	9.2%	11.7%
Excess to Benchmark	0.2%	-13.3%	-7.8%	-5.5%	-2.7%


Inception (S.I.): 5 October 2020





Fund overview


The Intelligent Investor Australian Equity Growth Fund is a concentrated portfolio of 10 - 35 Australian-listed stocks. The Portfolio invests in a mix of large, mid and small cap stocks, focusing on highly profitable industry leaders that have long-term opportunities to reinvest profits at high rates of return.


 **5+ yrs**
Suggested investment timeframe

 **10 - 35**
Indicative number of securities

 **Risk profile: High**
Expected loss in 4 to 6 years out of every 20 years

 **S&P/ASX 200 Accumulation Index**
Benchmark

 **Investment fee**
0.97% p.a.

 **Performance fee**
Nil

Thanks to the falls and good results discussed below, the fund had its two best days in two years showing how quickly things can turn when valuations supersede animal spirits and momentum.

Performance

Our resources stocks weighed again despite **Karoon Energy** announcing several shareholder friendly moves including large dividends, an increased share buy back and a major vessel purchase without raising capital. Yet it still trades at four times underlying earnings.

The shorts increased their bets that **Mineral Resources** will raise capital after announcing its key haul road needs a \$230m upgrade after cyclone damage. We'd much prefer asset sales.

Stakes in Wodgina and Mt Marion would likely fetch between \$1-2bn each, and infrastructure such as transhippers and road trains could also be sold to raise hundreds of millions of dollars, although these would add lease expenses to operating costs.

The rest of MinRes' gas portfolio might be sold for \$200-300m and the rest of the haul road could be sold for over \$1bn although this, too would add a few dollars a tonne to operating costs. In a fire sale, a combination of lithium sales, gas sales and infrastructure could raise between \$3-4bn in desperation with \$800m owing from loans to Onslow development partners. Not to mention a stake in Onslow could be sold.

If management takes advantage of its \$10bn in assets while markets are accommodating, the stock could have a meaningful impact on our returns despite its small position size.

The rest of reporting season was pretty good. Despite soft results from **Woolworths** and **Endeavour** who aren't living up to their defensive reputations, **MA Financial** has almost doubled over the past year with profits potentially poised to double over the next three years.

RPM Global announced a solid result and the sale of its consulting business for a good price making it a more attractive takeover target. The proceeds will be returned to shareholders.

Eagers Automotive also beat expectations due to the popularity of electric BYD vehicles, triggering a 20% share price rise. The share price has increased ~50% since last year's purchase and it was an excellent result in a tough market that has hammered its smaller rivals, yet it remains heavily shorted.

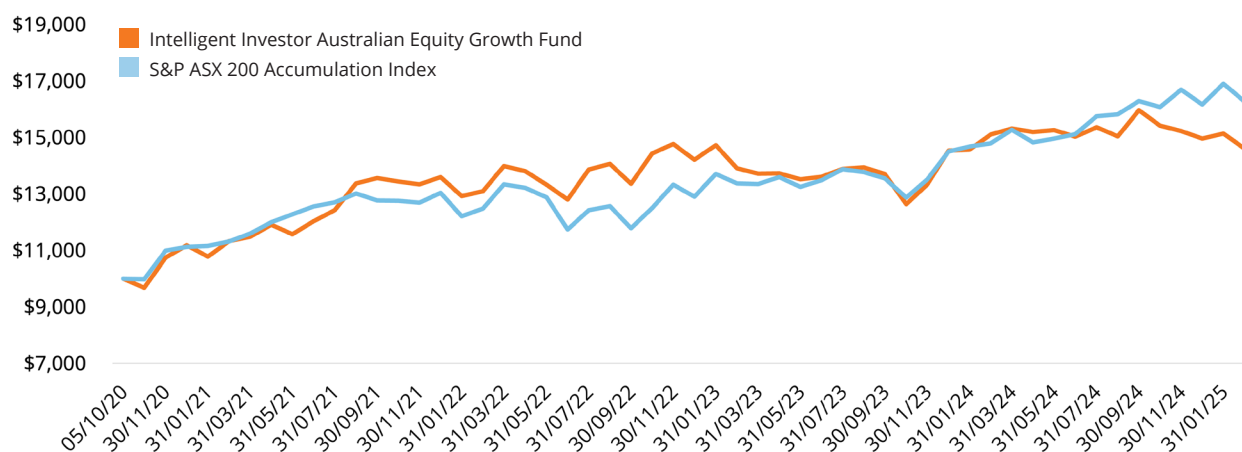
Total profits for the market have been flat for three years, which means the bull market is solely based on increasing price to earnings ratios. That trend may be reversing, finally ushering in better times for value investors.

Please get in touch if you have any questions

info@intelligentinvestor.com.au

1300 880 160

Performance since inception



Inception (S.I.): 5 Oct 2020

Asset allocation

Materials	20.8%
Health Care	17.3%
Consumer Discretionary	14.1%
Cash	7.6%
Financials	7.5%
Information Technology	7.2%
Communication Services	6.5%
Consumer Staples	6.1%
Energy	4.7%
Industrials	4.4%
Utilities	2.8%
Real Estate	0.9%

Top 5 holdings

BHP Group (BHP)	7.5%
CSL (CSL)	6.8%
ResMed (RMD)	6.5%
MA Financial (MAF)	5.9%
New Hope Corporation (NHC)	5.4%

Fund Stats

Distribution yield	1.39%
Net asset value	\$2.86

Important information

This document has been prepared by InvestSMART Funds Management Limited (ABN 62 067 751 759, AFSL 246441) (InvestSMART), the responsible entity of the Fund and issuer of units in the Fund. While every care has been taken in the preparation of this document, InvestSMART makes no representations or warranties as to the accuracy or completeness of any statement in it. To the maximum extent permitted by law, neither InvestSMART, its directors, employees or agents accept any liability for any loss arising in relation to this document. This document is not an endorsement that this portfolio is appropriate for you and should not be relied upon in making a decision to invest in this product. You should always consider the relevant disclosure document (including Product Disclosure Statement, Investment Menu, Target Market Determination and Financial Services Guide along with any accompanying materials) and/or seek professional advice before making any investment decision. Disclosure documents for financial products offered by InvestSMART can be downloaded from the InvestSMART website or obtained by contacting 1300 880 160. The document provides general financial information only. InvestSMART has NOT considered your personal objectives, financial situation and needs when preparing this document. You should consider your individual objectives, financial situation and needs and seek professional advice where necessary before making any investment decision. Past performance is not a reliable indicator of future performance. InvestSMART does not assure nor guarantee the performance of any financial products offered. InvestSMART, its associates and their respective directors and other staff each declare that they may, from time to time, hold interests in securities that are contained in this investment product.

All tables and chart data is correct as at 28 February 2025